

# ARCHITECTURAL LIGHTING

## FLUORESCENT LIGHTING / ACENTO FRESNEL CDM-150W

Model LFS-55 Watts/ White

| Acento Fresnel CDM-150w - Model 50-28



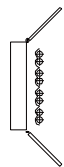
### FLUORESCENT LIGHTING

Model LFS-55 Watts/White

- Available models for 2,4,6 or 8 lamps 55 Watts
- Dimming or Non Dimming version
- 220v or 120v
- G12 lampholders
- Power supply cable 1.5 mts. long (white)

#### PHOTOMETRIC DATA

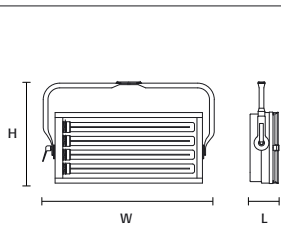
With 4 lamps 55w



Distance (mts)	1.00	2.00	3.00	4.00	5.00
Luminance (lux)	5800	1500	700	370	220

#### LAMPS

TYPE	BRAND CODE	W	LIFE HS.	°K	COLOUR
Dulux L 55/930	Osram Dulux 55w/930	55	10000	3000	Warm
Dulux L 55/950	Osram Dulux 55w/950	55	10000	5500	Cool
Philips PL-L Pro	Philips PL-L 55w/930	55	10000	3000	Warm
Philips PL-L Pro	Philips PL-L 55w/942	55	10000	4200	White
Philips PL-L Pro	Philips PL-L 55w/950	55	10000	5500	Cool



#### FLUORESCENT LFS-4/55Watts/White

L	165mm. (6.50")
W	770mm. (30.30")
H	395mm. (15.55")
	7.9Kg. (17.41 Lbs.)
	400x800x250mm. (15.75"x31.50"x9.84")

#### ACCESSORIES

45-42	00-54	LFS-4/55B	LFS-4/55C	LFS-4/55L	

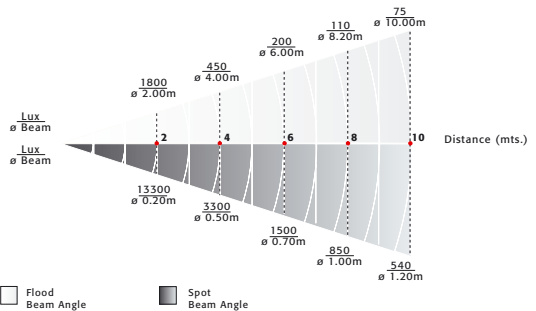
### ACENTO FRESNEL CDM-150W

Model 50-28

- Fresnel lens 120mm diam.
- Throw 2-10 meters.
- Beam angle 7°-63°
- G12 lampholder
- Power supply cable 1.5 mts. long

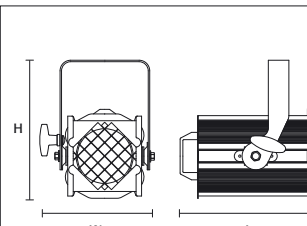
#### PHOTOMETRIC DATA

With lamp CDM 150w



#### LAMPS

TYPE	BRAND CODE	W	SOCKET	°K
CDM-T 150/830	CDM Philips	150	G12	3000
CDM-T 150/942	CDM Philips	150	G12	4200



#### ACENTO FRESNEL CDM-150w

L	310mm. (12.20")
W	240mm. (9.45")
H	315mm. (12.40")
	4.7Kg. (10.34 Lbs.)
	370x240x250mm. (14.57"x9.45"x9.84")

#### ACCESSORIES

40-98	40-95	45-42	00-54		